
















-  Metro
-  Metro transfer station
-  Tram lines in operation
-  Regular tram line termini
-  Lines 2 and 13 do not run on weekends and public holidays
-  In these marked sections the line runs only during peak hours on workdays.
-  Transfer to □D trains / S lines
-  Prague Public Transport Company Information centre
-  Park+Ride
-  Kiss+Ride (drop-off zone)
-  Prague public transport bus to Ruzyně Airport
-  Funicular
-  Congress Venue